


MANIFOLD SURFACE HEATING / COOLING

VarioManifold 5.0

Pumped VarioManifold 5.0

Pump Microstation



www.variotherm.com

VARIOTHERM

3 INGENIOUS DISTRIBUTION MANIFOLD SYSTEMS

VARIO.MANIFOLD 5.0 – THE ALL-ROUNDER

Every house needs a heating system - and more and more also needs a cooling system. In turn, every heating and cooling system needs a reliable distribution manifold system. Professional installation engineers and developers appreciate VarioManifold 5.0: its absolute reliability, quick installation and easy, individual control of the heating and cooling circuits.

1



PUMPED VARIO.MANIFOLD 5.0 - REFURBISH AND EXPAND PERFECTLY

Do you want to combine an old heating system with a modern low-temperature surface heating system?

The pumped VarioManifold 5.0 was developed specifically for this purpose. It combines low-temperature systems with high-temperature systems, e.g. when renovating or extending an attic.


2




PUMP.MICROSTATION - THE SUPPLEMENT FOR INDIVIDUAL ROOMS

For up to two heating circuits and many potential applications. The Variotherm pump microstation is small, compact and with a controllable flow temperature. The ideal solution and refurbishing individual rooms.

3





VARIO MANIFOLD 5.0

THE MODULAR ALL-ROUNDER

Space-saving. Flexible installation. Precise configuration. Easy to clean. Expandable at any time. The Variotherm heating/cooling distribution manifold meets strictest professional requirements and impresses in practice with many useful features.

LOW PROFILE! IN ANY CABINET

The individual segments are just 50 mm wide and 55 mm deep. With their compact dimensions, they fit manifold cabinets just 80 mm deep. A real space-saver!

SIMPLE! FLEXIBLE INSTALLATION


The manifold blocks can be moved freely relative to one another and configured exactly as required – horizontally and vertically. The position relative to the floor or ceiling is also flexibly configurable. Every distribution manifold assembled at the factory by Variotherm is already fully pressure-tested. Installation really can be this quick and easy!

RELIABLE! PRECISION CONFIGURATION

Success with the right configuration!

The orange fixing ring >>>>> makes this very reliable and simple. The optimal flow is set for each heating and cooling circuit on commissioning. Simply fix the ring and you're done. Once it has been adjusted, the control valve can be returned to the value already set even after it has been closed. As a result, the **EN 1264-4** standard is met in full.





FLEXIBLE! EXPANDABLE AT ANY TIME

Thanks to the modular design, VarioManifold 5.0 can also be retrofitted with additional individual elements. Up to 17 heating/cooling circuits can be installed as required in this way. In the standard version, it is installed as a 2-block manifold - but it can also be installed as a 1-block manifold (see next page). Innovative and individual!



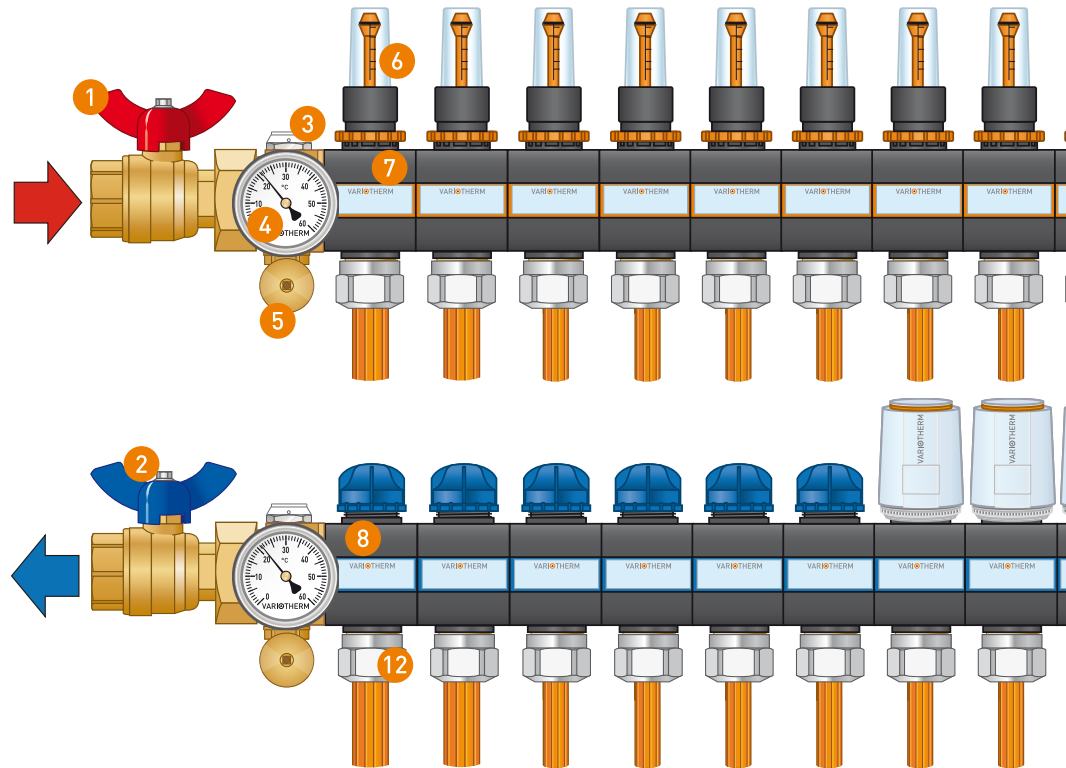
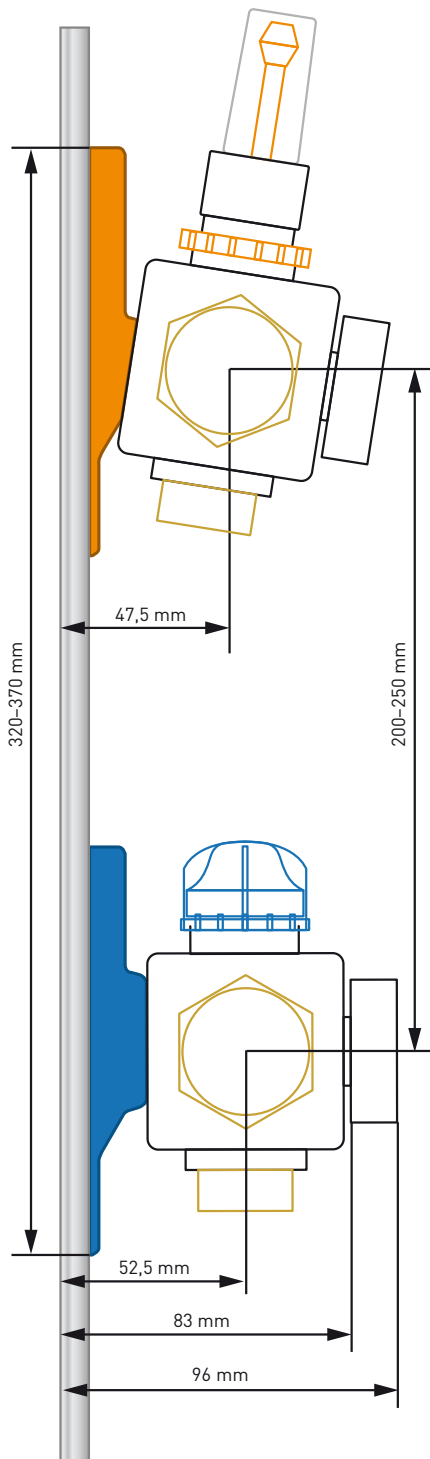
NEAT! EASY TO CLEAN

The transparent viewing glass of the flow meter is easy to unscrew and clean. This can be done while in operation, under pressure. Cleaning means that the flow volume (litres per hour) can be read easily and clearly at all times!



PRACTICAL TECHNOLOGY AND INSTALLATION

As in all Variotherm complete systems, the engineers paid particular attention to making installation as quick and easy as possible in practice when developing the VarioManifold 5.0.



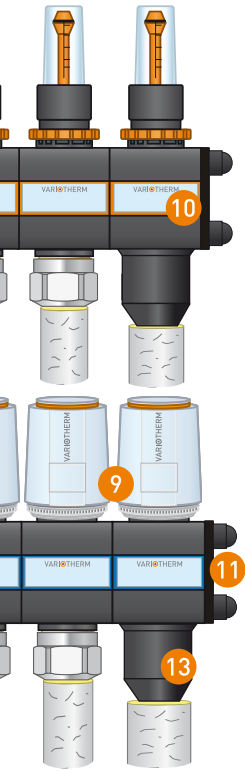
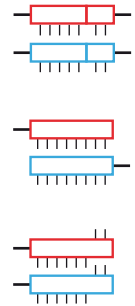
- 1 Flow locking ball valve (1" female thread)
- 2 Return locking ball valve (1" female thread)
- 3 Manual air vent
- 4 Thermometer
- 5 Fill & drain cock 1/2", twistable
- 6 Flow indicator, viewing glass can be unscrewed under pressure
- 7 Flow segment with flow indicator which can be pre-set (10–160 l/h)
- 8 Return segment with shut-off valve
- 9 Thermoelectric actuator (for individual room regulation)
- 10 Identification labels
- 11 End panel (insulated)
- 12 Variotherm clamping screw fitting 3/4" Eurocone (for Variotherm pipes \varnothing 11.6, \varnothing 16 and \varnothing 20 mm)
- 13 Insulating grommet (optional for cooling)

TECHNICAL DATA

- Max. test pressure: 10 bar (only with water)
- Max. operating overload pressure: 6 bar
- Operating temperatures: –20 to +90 °C (anti-freeze filling)
- Installation depth of manifold: 96 mm or 83 mm with removed thermometers

ADVANTAGES & SPECIAL FEATURES

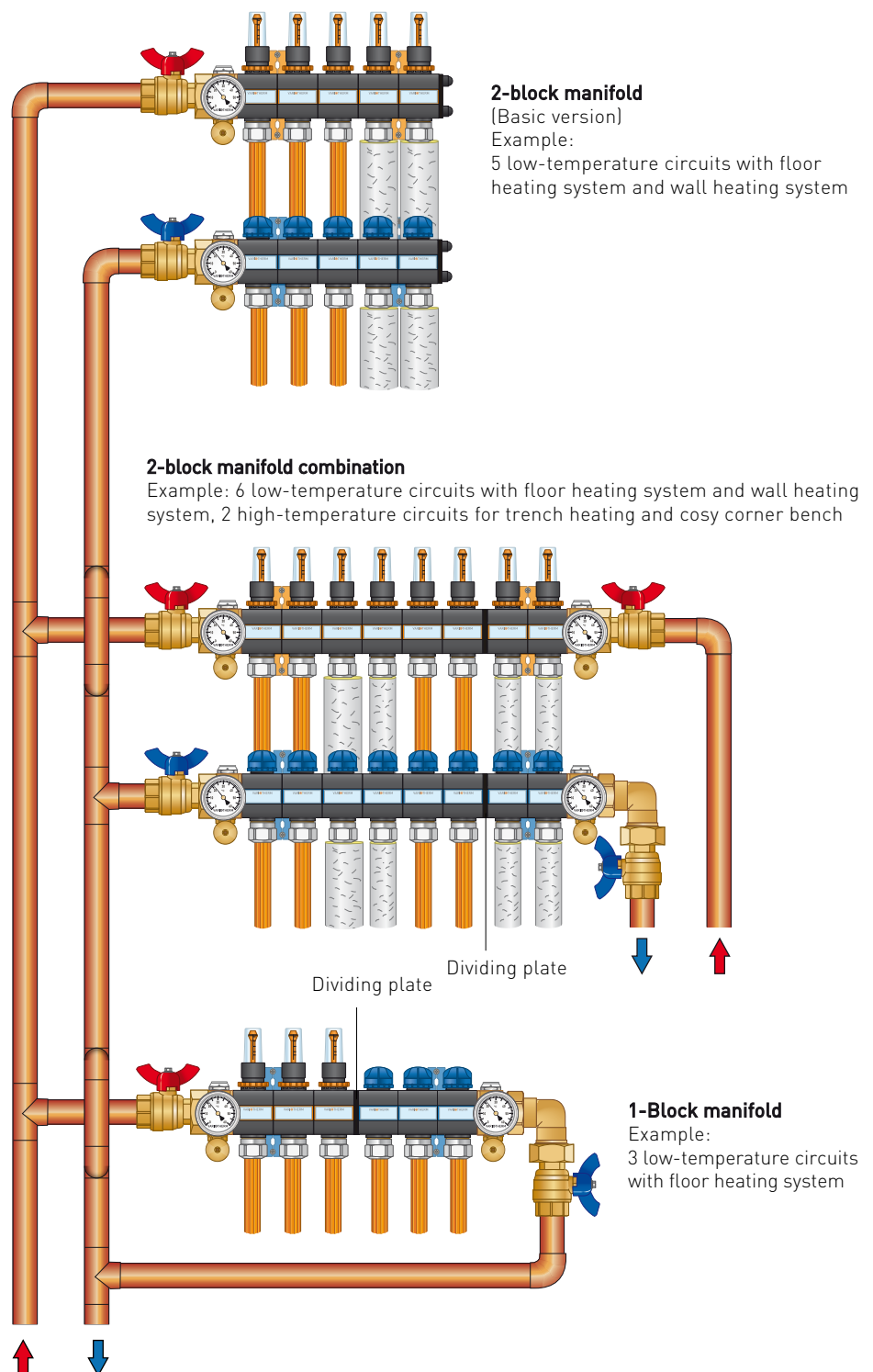
- Optimised for low temperature surface heating/cooling
- Plastic manifold with internal air chambers for heat insulation
- Condensation-free plastic distribution manifold for surface cooling
- Flexible to convert to thermostat operation
- Pre-set flow indicator in the flow (10–160 l/h) according to **EN 1264/4**
- Viewing glass can be cleaned
- Detachable locking ball valves on the flow and return pipes
- Ventilation and flushing option via the twistable fill & drain cock
- Modular structure
- Simple, rapid and flexible installation
- Plastic segments can be rotated by 180°
- All parts self-sealing, manifolds pressure-tested
- Adjustable spacing between the flow and return pipes



FLEXIBLE INSTALLATION

One of the major advantages of Vario distribution manifold 5.0 is the modular system design. In the standard version, up to 17 individual elements can be installed next to one another as 2-block manifolds. Can also be installed as a 1-block manifold.

Special forms and different connection options can be implemented as required in practice.




PUMPED VARIO MANIFOLD 5.0

REFURBISH OR EXTEND PERFECTLY

A common initial situation in practice: combining different flow temperatures with one another. The pumped VarioManifold 5.0 was developed specifically for this purpose. It allows existing radiators with a flow temperature of roughly 60°C to be supplemented with an energy-saving Variotherm surface heating with a temperature of 30°C, for example. Up to 15 low-temperature heating circuits can be integrated.

PRACTICAL ADVANTAGES AT A GLANCE

- Compact design saves space
- Choose from fixed value control or control guided by atmospheric conditions
- Optimal adjustment of the primary flow rate with integrated regulating valve
- Compact high-efficiency pump for the right water volume in a low-temperature circuit
- Standardised 3/4" Eurocone connections to the surface heating circuits
- Hydronic balancing by way of flow rate valves
- Simple flushing and deaerating right at the distribution manifold

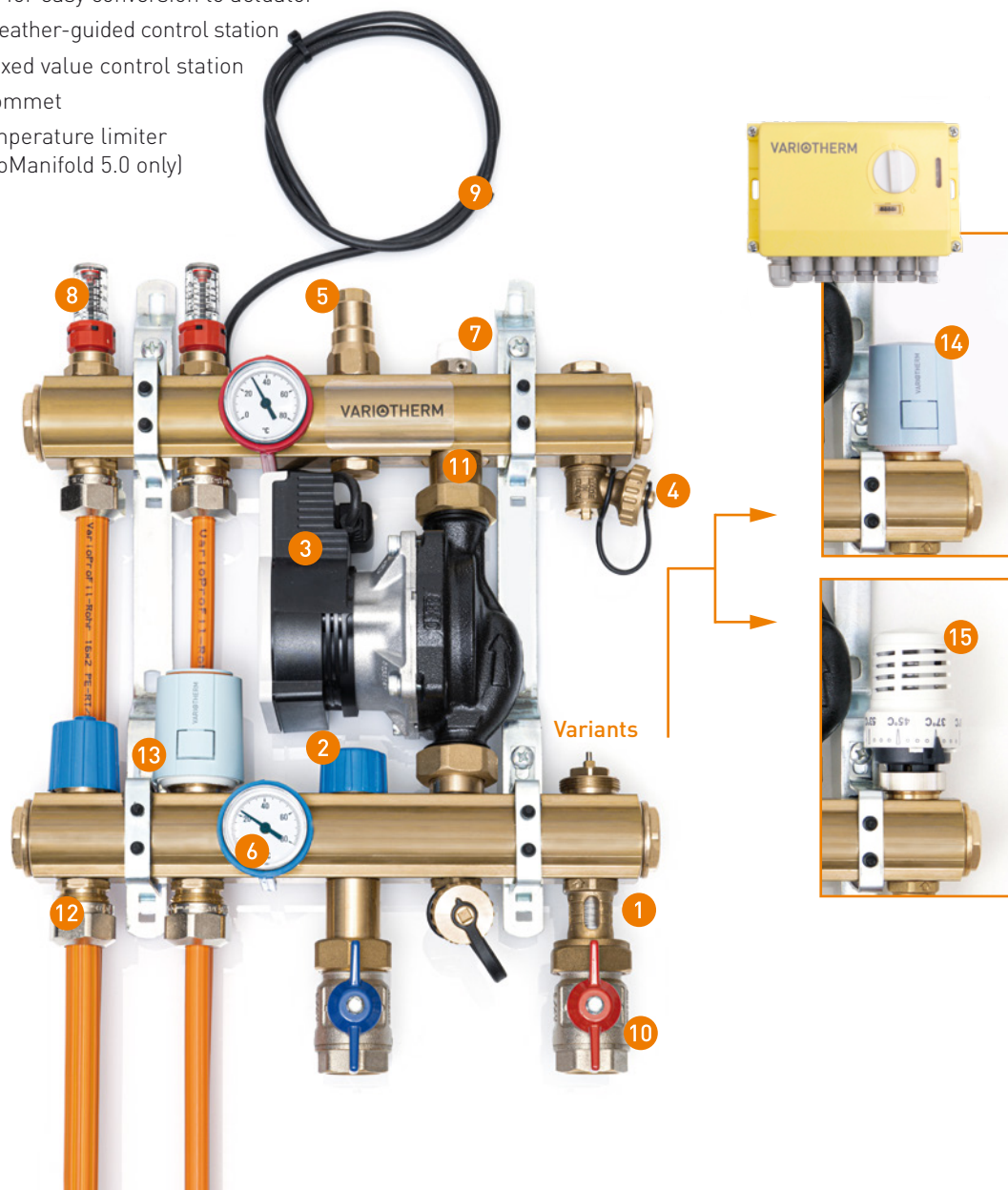


PUMPED MICROSTATION

THE DISTRIBUTION MANIFOLD SOLUTION FOR INDIVIDUAL ROOMS

The Variotherm pump microstation is small, compact with separately controllable temperature. That makes it the ideal solution for expanding and refurbishing individual rooms. Equipped with two heating circuits, it still offers sufficient scope for a variety of applications. Like the pumped VarioManifold, it was specifically developed to combine high-temperature heating systems with low-temperature surface heating systems.

- 1 Flow indicator Primary circuit
- 2 Regulating valve
- 3 High-efficiency pump
- 4 Feed & drain cock, rotating
- 5 Immersion sleeve for remote sensor
- 6 Thermometer
- 7 Manual air-vent
- 8 Flow valve, adjustable via flow indicator
- 9 230V AC, 50 Hz (provided connection cable: 3 x 0.5 mm² [max. 3 A])
- 10 Locking ball valve (3/4" female thread)
- 11 Check valve (only Pump Microstation)
- 12 Variotherm clamping screw fitting 3/4" Eurocone
- 13 Shut-off valve for easy conversion to actuator
- 14 Variant with weather-guided control station
- 15 Variant with fixed value control station
- 16 Insulating grommet
- 17 Maximum temperature limiter (pumped VarioManifold 5.0 only)




MANIFOLD CABINETS

SPACE-SAVER WITH 80 MM INSTALLATION DEPTH

To match the three manifold systems, Variotherm offers perfectly coordinated manifold cabinets - both for surface and in-wall mounting. With an installation depth of just 80 mm the manifold cabinet in-wall presents itself as a real space-saver, but still offers sufficient space for installation.


MANIFOLD CABINET UF IN-WALL

So slim that it can even be fitted effortlessly in drywall just 10 cm deep. Up to 1198 mm wide depending on use.



MANIFOLD CABINET ON-WALL

Simple and elegant. Discrete design, for mounting without recessing into the wall. Up to 1252 mm wide depending on use.





Elbow fitting

Designed for practice. The 6/4" 90° elbow fitting makes installation easy, when the connection lines lead straight to the VarioManifold from the floor.

Time-saving click installation

It couldn't be faster: The retaining set is secured to the manifold and can be moved to the right position with a simple rotating motion. Click the retaining set into the installation rail and fasten with screws. That's all there is to it.



EVERY
THING.
YOU.
NEED.



Multifunctional dual tool

Two functions in no time. The valves both in the flow and return segments can be replaced without any other tools.

Control guided by atmospheric conditions

Perfect room temperature for all types of weather: Control guided by atmospheric conditions is an alternative to manual temperature control. The flow temperature is adapted automatically depending on the outdoor temperature. Available for pumped VarioManifold 5.0 and the pump microstation.




Self-sealing fill and drain cock

For filling and draining. The fill and drain cock used in the VarioManifold 5.0 and the pumped VarioManifold rotates, making it easy to access for flushing. Its cap makes it easy to twist in and out or open and close.



Compact spacer

The spacers for the retaining set expand the distance between the manifold block and the wall. In this way the pipes can be brought to the return block even more easily.



STRONG. ARGUMENTS. GUARANTEED.

- Low profile! In any cabinet! The compact VarioManifold 5.0
- Simple! Quick installation. Manifold blocks can be moved flexibly relative to one another
- Reliable! Precision configuration. Exact positioning via practical fixing ring
- Clean! Easy to clean. Flow meter viewing glass can be removed under pressure
- Flexible! Expandable at any time. Up to 17 heating/cooling circuits thanks to modular design


PERFEKT COMBINATION WITH FOLLOWING SURFACE HEATING AND COOLING




DRYWALL CONSTRUCTION
SYSTEM - 20 mm



SCREED SYSTEMS



WALL HEATING / COOLING



HEATING / COOLING
PLASTER WALL



CEILING COOLING / HEATING



SKIRTING HEATING.
TRENCH HEATING.

VARIOTHERM HEIZSYSTEME GMBH
GÜNSELSDORFER STRASSE 3a
2544 LEOBERSDORF
AUSTRIA

T: 0043 2256 648 70 0
F: 0043 2256 648 70 9

office@variotherm.com www.variotherm.com



YOUR VARIOTHERM PARTNER

